

# Abilities

The abilities represent a set of actions. For example, the project administrator. In the project administration, you can create users, create components, etc.

In the configuration view you can create, update and remove this abilities.

## Configuration






Abilities

Rules

Create, rename, deleted the abilities for your projects. The enabled option dosent show ability to the user, but it saves your points.

+ Add ability

#	Name	Enabled	Action
	<a href="#">Admin</a>	<input checked="" type="checkbox"/>	<a href="#">Remove</a>
	<a href="#">Developer</a>	<input checked="" type="checkbox"/>	<a href="#">Remove</a>
	<a href="#">Tester</a>	<input checked="" type="checkbox"/>	<a href="#">Remove</a>

And associate the rules to this abilities.